

WordPress.org Events & Locations plugins

Interface design ©2010 by Lorenzo De Tomasi, www.isotype.org. Some rights reserved.

This document and its images (layouts) are licensed under the *Creative Commons Attribution-ShareAlike 3.0 Unported License*. To view a copy of this license, visit <http://creativecommons.org/licenses/by-sa/3.0/> or send a letter to Creative Commons, 171 Second Street, Suite 300, San Francisco, California, 94105, USA.

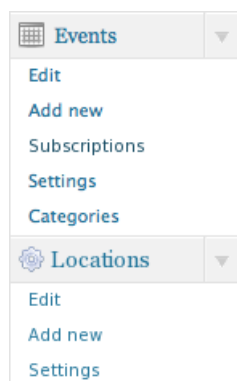
Requirements

- Events must be managed as posts (as in EventCalendar3), classified in an *Events category* (specified in *Settings* [as example *Events*]) or in its eventual subcategories (as example *Seminaries, Conferences* etc.).
- To each event the post author can associate:
 - one or more **start and end date+hour** for the even (already implemented in Ec3);
 - one or more **addresses** (the author must be able to recall *city* and *nation* as independent data), connected to each *start and end date+hour* (evaluate integration of GeoPress plugin in Ec3);
 - **Event contact perso** (select a registered WordPress user);
 - a **maximum number of available seats** for each date;
 - an **online subscription form**, enabled by the administrator (evaluate integration of cForms in Ec3), that disables automatically when no more seats are available;
 - **date and hour of subscriptions end**;
 - **subscription payment** by PayPal, enabled by the author an customizable;
 - the subscription form must permit **selection of the event date**. Better if all the informations (*start and end date+hours, city and nation*) are repeated, to help the subscriber in the direct choice.
 - **Subscribers names for each event** and relative data and **number of seat still available**;
- The plugins must be compatible with qTranslate, a plugin for multilanguage management.

For each event the admin can specify the number of available seats, (infinite or n) and payment subscription (yes, no [n,nn euros]). The maximum number of enabled subscriptions is equal to available seats. For payment subscription events, when a user is filling the form, the seat is blocked for n hours (customizable) and the effective subtraction of the seat happens only when the payment has been confirmed. When *date and hour of subscriptions end* has come, the online subscription form is disabled and unaccessible, changed in a page with a custom message for each event. For each event the admin can view a page with a subscription list, where he's enabled to add new subscribers, delete one or more of them, modify their data and export the list in Xml or OpenOffice.org Calc (.ods) formats.

Il menu principale

The main menu merges two different plugins: *Events* and *Locations*.



Events » Edit

[Low priority] (l'elenco dei post classificati come eventi è comunque accessibile da *Posts » Edit*). Contiene l'elenco dei soli post classificati come eventi, ovvero classificati nella *categoria eventi* specificata in *Settings* e a tutte le sue sottocategorie.

Events » Add new

[Low priority] (*Post » Add new* permette di inserire un nuovo post con le informazioni aggiuntive dell'evento). Permette di editare un nuovo post con un template di amministrazione specifico per gli eventi.

Events » Subscriptions

[High priority] Contains:

- the list of all events with subscription enabled;
 - for each event, the list of all the persons subscribed to it;
 - insert new subscribers,
 - delete one or more subscribers,
 - modify subscriber's data,
 - export the list in Xml and/or OpenOffice.org Calc (.ods);
- the list of all subscribers (all or by event).
 - export the list in Xml and/or OpenOffice.org Calc (.ods);;

Events » Settings

[High priority] Permits to configure Events plugin settings:

- the events category;
- the default currency;
- the *Upcoming events widget* code;

Events » Categories

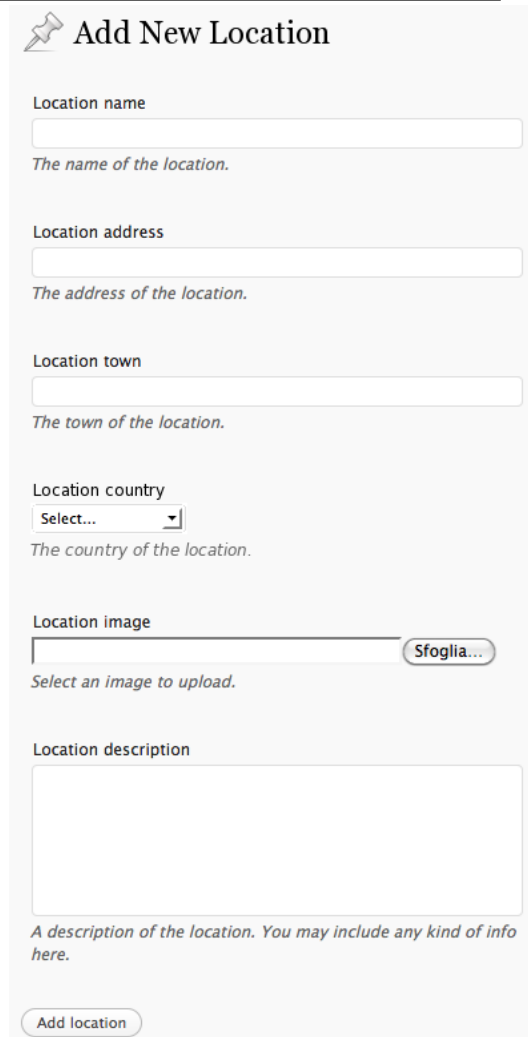
[Low priority] (Categorie can be modified also from *Posts » Categories*). Identical to *Posts » Categories*, but limited to *Events category*, permits to browse events by category and to modify categories and subcategories.

Locations » Edit

High priority. A table/list of already added locations, with the option of editing each one. The “Edit” button opens the *Locations » Edit* page, with the same template of *Locations » Add new* filled with selected event data. An “Add new” button permits to insert a new location, opening the *Locations » Add new* page.

Locations » Add new

High priority. A form that permits the author to add a new location to the *Locations » Edit* list. Insert a field “Location url” for the web address of the location..



The screenshot shows a form titled "Add New Location" with a pushpin icon. It contains several input fields and a dropdown menu, each with a label and a placeholder text:

- Location name:** A text input field with the placeholder "The name of the location."
- Location address:** A text input field with the placeholder "The address of the location."
- Location town:** A text input field with the placeholder "The town of the location."
- Location country:** A dropdown menu with "Select..." and a downward arrow, with the placeholder "The country of the location."
- Location image:** A text input field with a "Sfogli..." button and the placeholder "Select an image to upload."
- Location description:** A large text area with the placeholder "A description of the location. You may include any kind of info here."

At the bottom of the form is an "Add location" button.

Locations » Settings

High priority. Permits to config Locations plugin settings.

1. Select map visualization service (Google maps, Yahoo! Maps, etc.) and set its parameters;
2. Default map dimensions (Width and Height);
3. Default map interface options (Zoom, etc.);
4. Default map template;

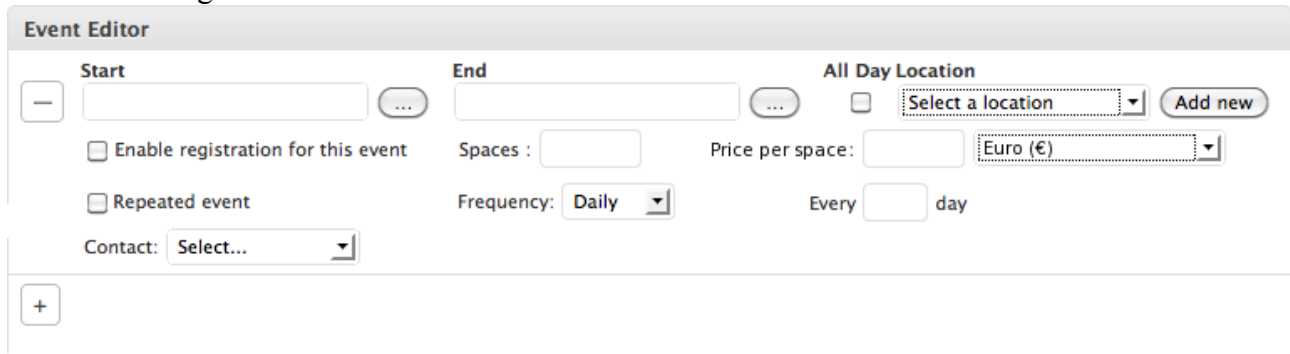
Edit Post » Event editor

1. The following image shows the event editor for a post not yet described as an event:



The image shows the 'Event Editor' form for a post not yet described as an event. It features a header 'Event Editor' and four main sections: 'Start', 'End', 'All Day', and 'Location'. Each section has a '+' button to expand it.

2. Clicking the “+” button the user can insert basic informations on the event:



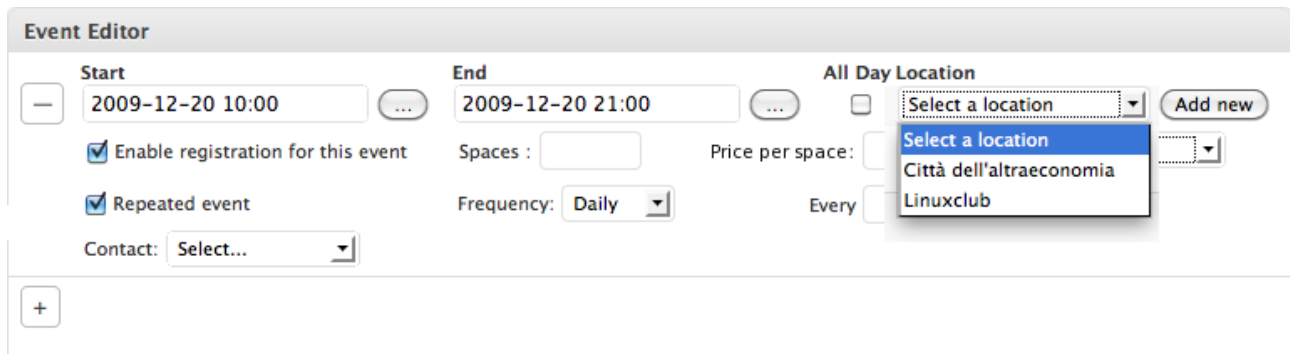
The image shows the 'Event Editor' form with the 'Start', 'End', 'All Day', and 'Location' sections expanded. The 'Start' field has a '-' button and a date/time input. The 'End' field has an '...' button and a date/time input. The 'All Day' field has a checkbox. The 'Location' field has a dropdown menu with 'Select a location' and an 'Add new' button. Below these are checkboxes for 'Enable registration for this event', 'Repeated event', and 'Contact: Select...'. There are also input fields for 'Spaces', 'Price per space', 'Frequency' (set to 'Daily'), and 'Every' day.

3. Clicking “Select a location” the author is able to select a location defined in the Locations » Edit page. “Add new” opens a *Locations » Add new* popup window (ajax), that allows to add a new place in the dropdown list, that will be updated on saving.

Selecting “Enable registration for this event” it's possible to specify the maximum number of available places (seats) for this event, a price for the single place and the relative currency (EUR, USD ecc.).

[Low priority] Clicking “Repeated event” it's possible to specify the frequency the event is repeated.

[Low priority] Clicking “Select a contact” it's possible to select a registered WordPress user as reference contact for this event date.



The image shows the 'Event Editor' form with the 'Location' dropdown menu open. The menu lists 'Select a location', 'Città dell'altraeconomia', and 'Linuxclub'. The 'Start' field is set to '2009-12-20 10:00' and the 'End' field is set to '2009-12-20 21:00'. The 'All Day' checkbox is unchecked. The 'Enable registration for this event' and 'Repeated event' checkboxes are checked. The 'Frequency' is set to 'Daily' and 'Every' is set to '1' day.

4. Clicking again the “+” button it's possible to insert another event date. For each new date it's possible to specify all the informations, as already shown at point 3.

Event Editor

<input type="button" value="−"/> Start <input type="text" value="2009-12-20 10:00"/> <input type="button" value="..."/>	End <input type="text" value="2009-12-20 21:00"/> <input type="button" value="..."/>	All Day Location <input type="checkbox"/> <input type="text" value="Linuxclub, Rome"/> <input type="button" value="Add new"/>
<input checked="" type="checkbox"/> Enable registration for this event <input checked="" type="checkbox"/> Repeated event Contact: <input type="text" value="admin"/>	Spaces : <input type="text" value="100"/> Frequency: <input type="text" value="Daily"/>	Price per space: <input type="text" value="50,00"/> <input type="text" value="Euro (€)"/> Every <input type="text" value=""/> day

<input type="button" value="−"/> Start <input type="text" value=""/> <input type="button" value="..."/>	End <input type="text" value=""/> <input type="button" value="..."/>	All Day Location <input type="checkbox"/> <input type="text" value="Select a location"/> <input type="button" value="Add new"/>
<input type="checkbox"/> Enable registration for this event <input type="checkbox"/> Repeated event Contact: <input type="text" value="Select..."/>	Spaces : <input type="text" value=""/> Frequency: <input type="text" value="Daily"/>	Price per space: <input type="text" value=""/> <input type="text" value="Euro (€)"/> Every <input type="text" value=""/> day

5. Saving the post the author saves also all events informations.

View Post-Event

Event Scheduler

Single date event informations are visualized in a post in a table, just after the title (“Spill management...”). The “Register” button links to *Event Subscription Form*.

Rome, Italy
 October 6, 2010
 9:00 – 18:00

[Register]

Event table

Multiple date event nformations are visualized in a post in a table, just after the title (“Spill management...”). The “Register” button links to *Event Subscription Form*.



Location	Date	Venue Details	Price per attendee
Hamburg, Germany	October 6, 2010 (We)	Steigenberger Hotel	€220,00
Rome, Italy	October 8, 2010 (Fr)	ECM Europe Offices	€1'0000,00
Rome, Italy	October 11, 2010 (Mo)	ECM Europe Offices	€10'000,00
Istanbul, Turkey	October 13, 2010 (We)	Movenpick Hotel	€100'000,00
Athens Greece	October 15, 2010 (Fr)	Metropolitan Hotel	Free*

All prices are VAT 20% included. * Only for ECM clients.

[Register »](#)

2010 SMT/TTX European Program

ECM has distributed with the Client Alert 5-2010, the SMT/TTX schedule and program for 2010.

This exercise program will provide exercise requirements for all plan holders including compliance with California (CA) Office of Spill Prevention and Response (OSPR) drill/exercise regulations.

Upcoming events widget

22/12/2010, Event title, City. (9:00 – 12:00)

Better if widget template will be customizable in Event plugin preferences.

Event subscription form

1. Clicking “Register Now” in an event page, you have access to the subscription form, updated to the selected event.

Register Now

Your full name	<input type="text"/>	(required)
Telephone	+ <input type="text"/>	(required)
Mobile	+ <input type="text"/>	
Email	<input type="text"/>	(valid email required)
Rewrite e-mail address	<input type="text"/>	(valid email required)
Event date	Hamburg, Germany - Oct <input type="text"/>	

Are you interested in an accomodation?

yes no

Message

Work informations

Your job title	<input type="text"/>
Company name	<input type="text"/>
Company country	<input type="text"/>
Company address	<input type="text"/>
Company website	<input type="text"/>

Submit

2. Clicking “Submit”:

- if event subscription is free, the administrator is alerted by e-mail, the subscriber receives an e-mail for subscription confirmation, the seat is definitely blocked and *Events »Subscriptions* list are automatically updated, status “Registered”;
- if event subscription requires a payment,
 - the subscriber must fill a Paypal payment form and the seat is blocked for n hours (*Events »Subscriptions* lists are automatically updated, status “Waiting for payment”).
 - when the payment has been confirmed by PayPal, the administrator is alerted by e-mail, the subscriber receives an e-mail for subscription confirmation, the seat is definitely blocked and *Events »Subscriptions* list are automatically updated, status “Payment confirmed”.